

**EVO**LUX<sup>®</sup>  
LUXURY EVOLVING



*Iris Almond 9"x60"*

## **IRIS**

7"x48" | 20 mil | Rigid Core

# Iris

Bright and inviting, the Iris Series mirrors the light, natural tones of softwood, infusing spaces with an airy and open ambiance.



Iris Off White 7"x48"



Iris Oak 7"x48"

## Iris

### Rigid Core Click Floating

5.0 mm

7"x48"  
18x122 cm


20 mil - Wood Embossed



IXPE Pad Attached




### Off White



7"x48"




### Almond



7"x48"



### Oak



7"x48"

\*Coordinating Trims Available:



100% WATERPROOF



CERTIFIED BY SCS Global Services



Iris Maple 7"x48"



Iris Oil 7"x48"



Iris Walnut 7"x48"

# Iris

## Rigid Core Click Floating

5.0 mm

7"x48"  
18x122 cm

20 mil - Wood Embossed



IXPE Pad Attached




### Maple



7"x48"



### Walnut



7"x48"



### Oil



7"x48"  
EVIRISL003

\*Coordinating Trims Available:



100% WATERPROOF



CERTIFIED BY SCS Global Services

# Technical Specifications - Rigid Core

## Iris Rigid Core - 20 mil

	Standard	Result
Thickness		5.0mm
Size		7"x48"
Material		SPC
Wear Layer		20 mil
Surface Treatment		Diamond Lux Finish - Anti-stain, Extra Scratch Resistance and anti microbial
Surface Texture		Wood Emboss
Padding		1mm IXPE
Warranty	Commercial / Residential	15 year Commercial / Limited Lifetime Residential
Installation		Unilin Click
Beveled Edge		No
Smoke Density	ASTM E662-06	Pass <450
Static Coefficient of Friction	ASTM C1028	Pass
Chemical Resistance	ASTM F925	Pass
Resistance to light	ASTM F1515	Pass
Abrasion resistance	ASTM D4060	Pass
Dimensional stability	ASTM F2199	Pass
Acoustic impact noise reduction IIC	ASTM E492-09	IIC = 62 dB 6" concrete slab drop ceiling
Calculated Sound Transmission STC	ASTM E413-16	STC = 68 db
Static load	ASTM F970	Pass
Indentation	ASTM F1914	Pass
Phthalate free		Yes

## Packaging Information



	Pieces	Sf	Lbs	Boxes	Sf	Lbs
Iris 7"x48"	10	23.90	42.03	60	1,434.00	2,522.00

## INSTALLATION

LVP floors can be installed using several methods, depending on the type of product.

Here are some common installation methods:

### Click-lock Installation:

Some luxury vinyl plank floors feature a click-lock system that allows the planks to be securely snapped together without adhesive. This method offers additional locking mechanisms for a tighter fit. Click-lock installation is fast and easy and provides a strong, stable result. UNILIN Locking system. Angle / Angle

### Glue-down Installation:

Some luxury vinyl plank floors require adhesive to be applied to the subfloor before the planks are installed. This method provides a more permanent installation and may be preferred in areas with heavy foot traffic or moisture concerns. It can be more challenging and time-consuming than floating click installation, but it offers a more stable and secure result.

Regardless of the installation method you choose, it is important to prepare the subfloor properly before installing luxury vinyl plank floors. This may involve cleaning, leveling, and priming the subfloor to ensure a smooth and stable surface for installation

## CARE

### EVERYDAY CLEANING OF EVOLUX

Low maintenance and easy cleaning are two of the key advantages of having Evolux products on your floors. After installation, you should not clean the area or move furniture into it until the adhesive has completely dried for Glue down products. With Click floating installs you can move right in immediately.

- Take these easy daily cleaning procedures to maintain the best-looking floor:
- To get rid of dirt or grit, sweep or vacuum your floors.
- Damp mop with a pH neutral cleaner approved to use with vinyl floors.
- Routine maintenance with will effectively kill and remove germs on the floor's surface.
- Allow your floor to dry completely before walking on it.
- Think about the following advice to maintain the best possible condition for your LVT flooring:
- Lift Furniture Entirely: Always raise heavy furniture completely off the ground when moving it. Your LVT flooring may get dents and scratches from dragging furniture.
- Make Use of Furniture Pads Underneath the legs of heavy furniture such as tables and chairs, place felt protection or furniture pads. By preventing furniture from coming into close touch with the floor, these pads lower the possibility of damage.

### Area Rugs and Mats:

Place area rugs or mats in places that get a lot of foot traffic. They serve as a buffer, preventing furniture movement and foot activity from scratching and scuffing your LVT.

## WARRANTY

### WHAT THE WARRANTY COVERS?

Manufacturing Defects: EvoLux Floors ensures that the floating click product will be free from any manufacturing defects during the period of this warranty Wear: EvoLux Floors ensures that during the period of the warranty, wear due to normal foot traffic will not change the visual aspects of the product.

Product	Format	Residential	Commercial
Iris	20 mil SPC - floating/ click	Limited Lifetime	15 years

---

## Locations

---

### **Miami, FL.**

Showroom & Distribution Center:  
11190 NW 25th St.  
Miami, FL 33172

### **Chicago, IL.**

Distribution Center:  
1330 Mark Street  
Elk Grove Village, IL 60007

### **Houston, TX.**

Showroom & Distribution Center: 7100  
Business Park Dr., Suite 250  
Houston, TX 77041

### **Edison, NJ.**

Showroom & Distribution Center:  
74 Carter Dr,  
Edison, NJ 08817

### **Anaheim, CA.**

Showroom & Distribution Center:  
1222 E. Howell Ave. Suite A.  
Anaheim, CA 92805

### **Hayward, CA.**

Showroom & Distribution Center:  
1857 Sabre St.  
Hayward, CA 94545

### **Atlanta, GA.**

Showroom & Distribution Center:  
5775 Commerce Boulevard  
Alpharetta, GA 30004

---

## Design Showrooms

---

### **Miami, FL.**

Design District:  
3886 Biscayne Blvd.  
Miami, FL 33137

### **Chicago, IL.**

Downtown Showroom:  
215 W Illinois St  
Chicago, IL 60654

### **Manhattan, NY.**

Downtown Showroom:  
18 W 21st St  
New York, NY, 10010

**EVOLUX**<sup>®</sup>  
LUXURY EVOLVING



[www.evoluxflooring.com](http://www.evoluxflooring.com)