

WALL CERAMIC TILES

# DIAMANTE

## 12x36



**eliane**

# DIAMANTE

WALL CERAMIC TILES

**Finishes**  
AC (Satin)  
MA (Matte)

**Mar AC**



30 x 90 cm | 12"x36"

**Cristallo AC**




30 x 90 cm | 12"x36"

**Cubic White AC**



30 x 90 cm | 12"x36"

**Diamante Branco AC**



30 x 90 cm | 12"x36"

**Origami AC**




30 x 90 cm | 12"x36"

**Ibirapuera Camel MA**



30 x 90 cm | 12"x36"







DIAMANTE  
WALL CERAMIC TILES

SIZES

	Product	Finish	Rect.	Work Size	Thick	Faces	Sq. Ft./ Carton	Pieces/ Carton
 Wall 12"x36"	Mar AC *	Satin	Yes	300 x 900 mm 12" x 35-1/2"	12 mm	1	17.44	6
	Cubic White AC *							
	Origami AC *							
	Cristalo AC *							
	Ibirapuera MA *	Matte	Yes	300 x 900 mm 12" x 35-1/2"	12 mm	8	17.44	6
	Diamante AC	Satin	Yes	300 x 900 mm 12" x 35-1/2"	10.5 mm	1	17.44	6



\* High relief / 3D tiles

USAGE RECOMMENDATION

	Target DCOF wet	Suitable
Dry & Level – Interior Floor	N/A	
Wet & Level – Interior Floor	≥ 0.42	
Shower Floors (Residential or Light Commercial)	≥ 0.42	
Exterior Floor Applications (including pool decking & other wet areas with minimal footwear)	≥ 0.60	
Ramps & Inclines	≥ 0.65	
Exterior Walls Applications	N/A	
Interior Walls/Backsplashes	N/A	✓
Interior Countertops	N/A	
Facades	N/A	
Pool Linings	N/A	




INSTALLATION AND CARE

Grout Joint Recommendation 1/16"  
Shade Variation  V1 - UNIFORM ( Mar, Cubic, Origami, Cristalo, Diamante )  
 V2 - MODERATE VARIATION ( Ibirapuera )


Professional tile installation is recommended. For complete installation instructions consult the TCNA Handbook for Ceramic, Glass, and Stone Tile Installation. Follow the grout manufacturer instructions for the complete removal of grout and construction residue from initial installation.

Eliane's recommendation for flooring care: sweep or vacuum the surface. Then mop the floor using a mop with water and a neutral cleaner (soap less) or a general household cleaner. Follow it with a clean water rinsed mop and wipe dry the floor to prevent film formation. For wall tiles care, Eliane recommends using a cloth with water and a neutral cleaner (soap less) or a general household cleaner.


QUALITY WARRANTY



Standard quality tiles manufactured by Eliane Ceramic Tiles meet or exceed ISO 13006, NBR 15463 and NBR 13818, ANSI A137.1 standards.



Eliane ceramic and porcelain tiles are NOT flammable, except mesh material of mesh mounted mosaics.



Eliane ceramic and porcelain tiles are low-emitting materials with zero emission of volatile organic compounds (VOC).

PERFORMANCE CHARACTERISTICS

	ASTM#	Result
Water Absorption	C373	≤ 20%
Breaking Strength	C648	≥ 125 lbs
DCOF WET	ANSI A137.1 ANSI A326.3	N/A
Surface Abrasion ( PEI )	C1027	N/A
Frost Resistance	C1026	No
Scratch Hardness	MOHS	4
Stain Resistance	C1378	A
Chemical Resistance	C650	A - E









## DIAMANTE MERCHANDISING

### DIAMANTE BASE WITH A SET OF STICKERS

Size: L 16" x W 13" x H 28.5"

Material: wood

Capacity: 6 tiles 12x36

Packaging:

- Individual: 1 wrapped base L 16" x W 13" x H 28.5" , weight 40 lb

- In bulk: 2 wrapped bases in a crate , L 40" x W 22" x H 20" , weight 108 lb

Each base comes assembled and with a set of 6 stickers for tiles. Tiles are not included.

